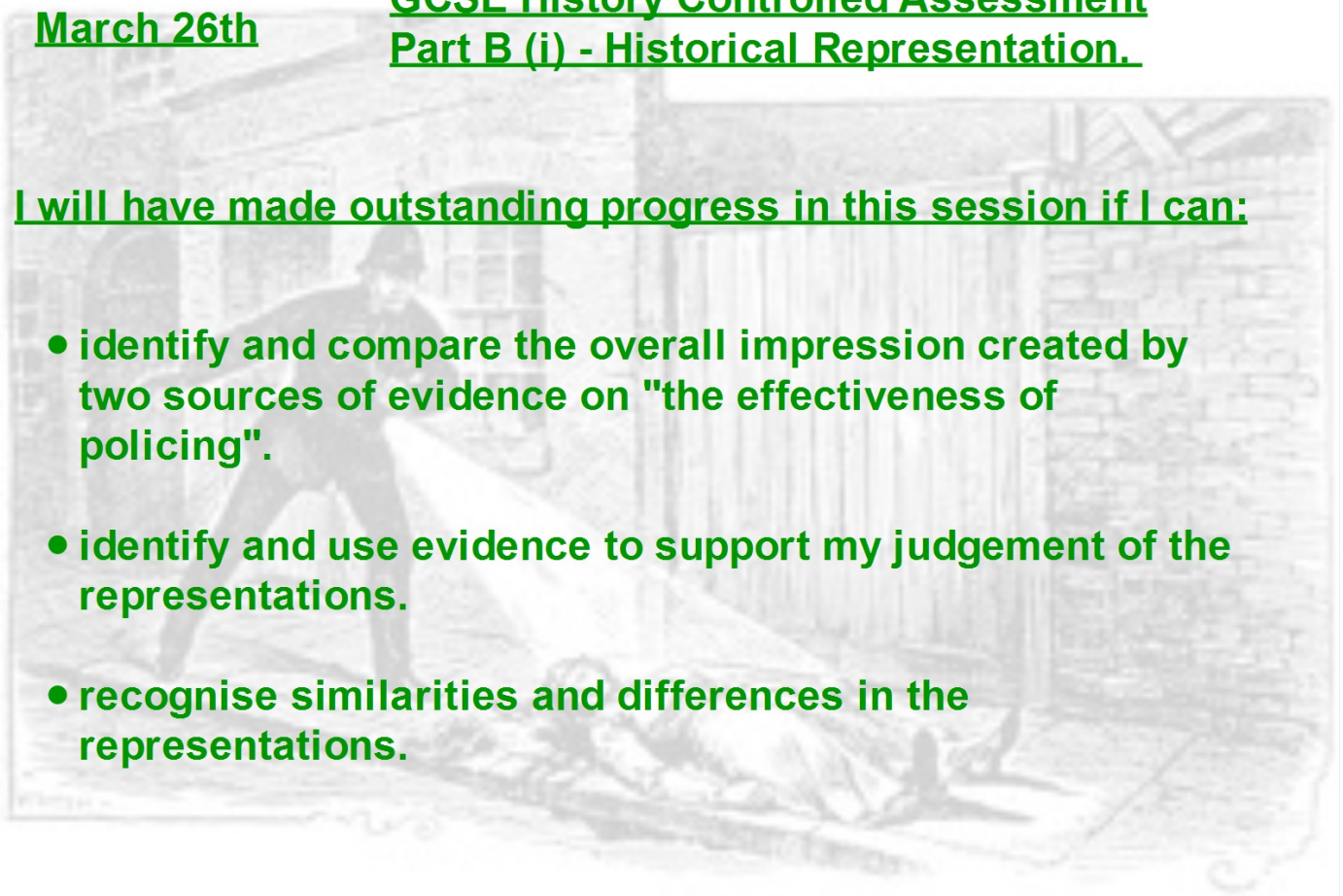


March 26th

GCSE History Controlled Assessment
Part B (i) - Historical Representation.

I will have made outstanding progress in this session if I can:

- identify and compare the overall impression created by two sources of evidence on "the effectiveness of policing".
- identify and use evidence to support my judgement of the representations.
- recognise similarities and differences in the representations.





Choose one word that represents Bradford based upon this source. Write it on your post-it.



So what have you learned about
how sources can be used to
represent things?






**Read representation 1 in silence.
Identify any phrases, words or ideas
you are stuck with.**



5mins



Harlem Shake?

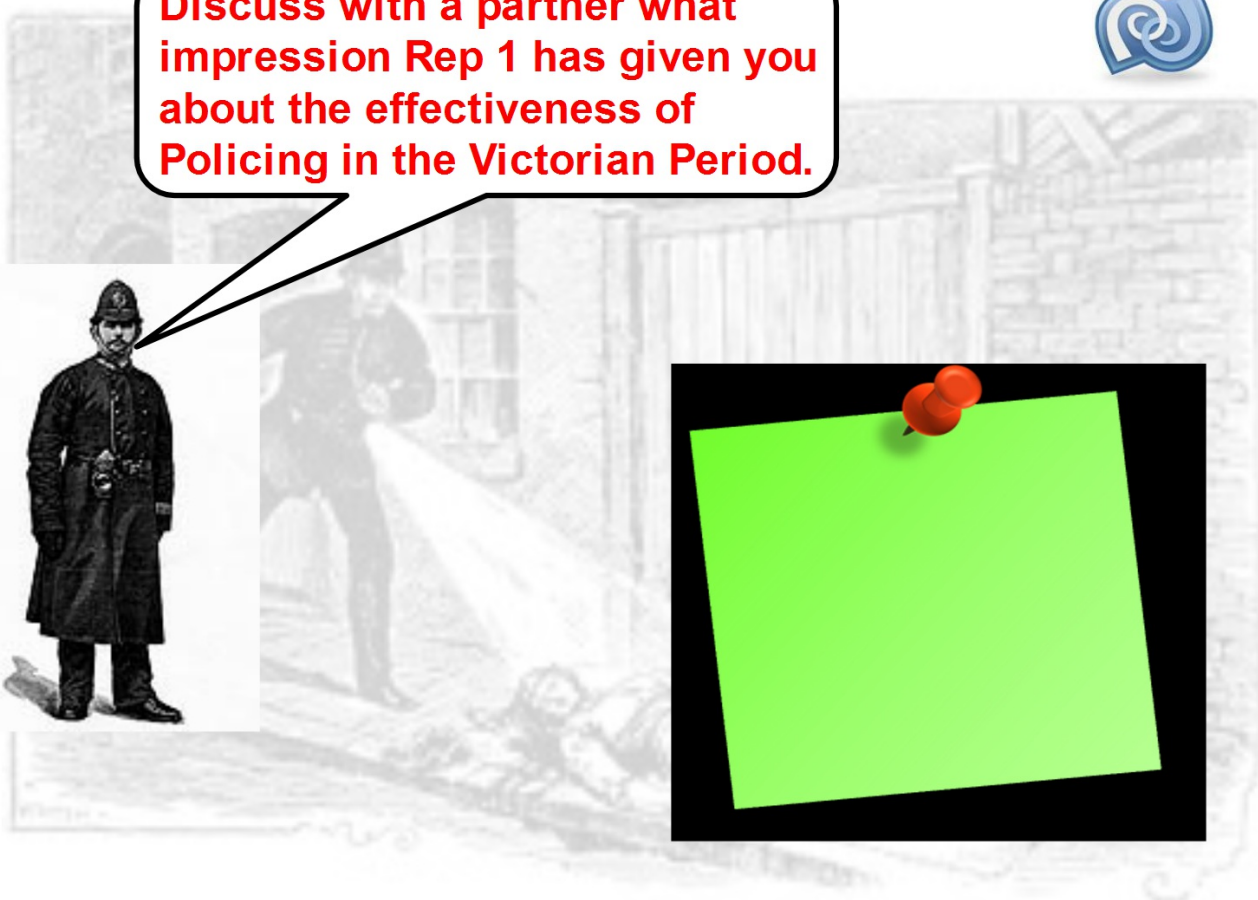


Officers from the Bristol City Police practicing their cutlass drill in the mid 1870's

Lets unpack your reading.



Discuss with a partner what impression Rep 1 has given you about the effectiveness of Policing in the Victorian Period.



Lets have a look of the words you have chosen -

Development



Main



**Get into groups of
maximum of four.**



Peterborough Police 1875

**Like all Police Officers
you need to find the
evidence to support your
case.**

Main



Collect your sugar paper - your group has 20 minutes to identify evidence which supports the overall judgement on the effectiveness of policing in Victorian times that Representation 1 gave.

REMEMBER



Try to fill the sugar paper with your ideas, evidence and analysis of the evidence.

**Any groups want to change
their post-it note word?**



Up you get son, go and present your evidence to the Beaks.

I've written my 1 word judgement on a plate too.



Can each group come up and present their findings to the class.

2 mins each.

Take 5 minutes only to jot down the evidence you have for the overall judgement your group made in you books.



Oooh Judge, I find bald men so sexy.



Naughty!



**Read representation 2 in silence.
Identify any phrases, words or ideas
you are stuck with.**



5mins



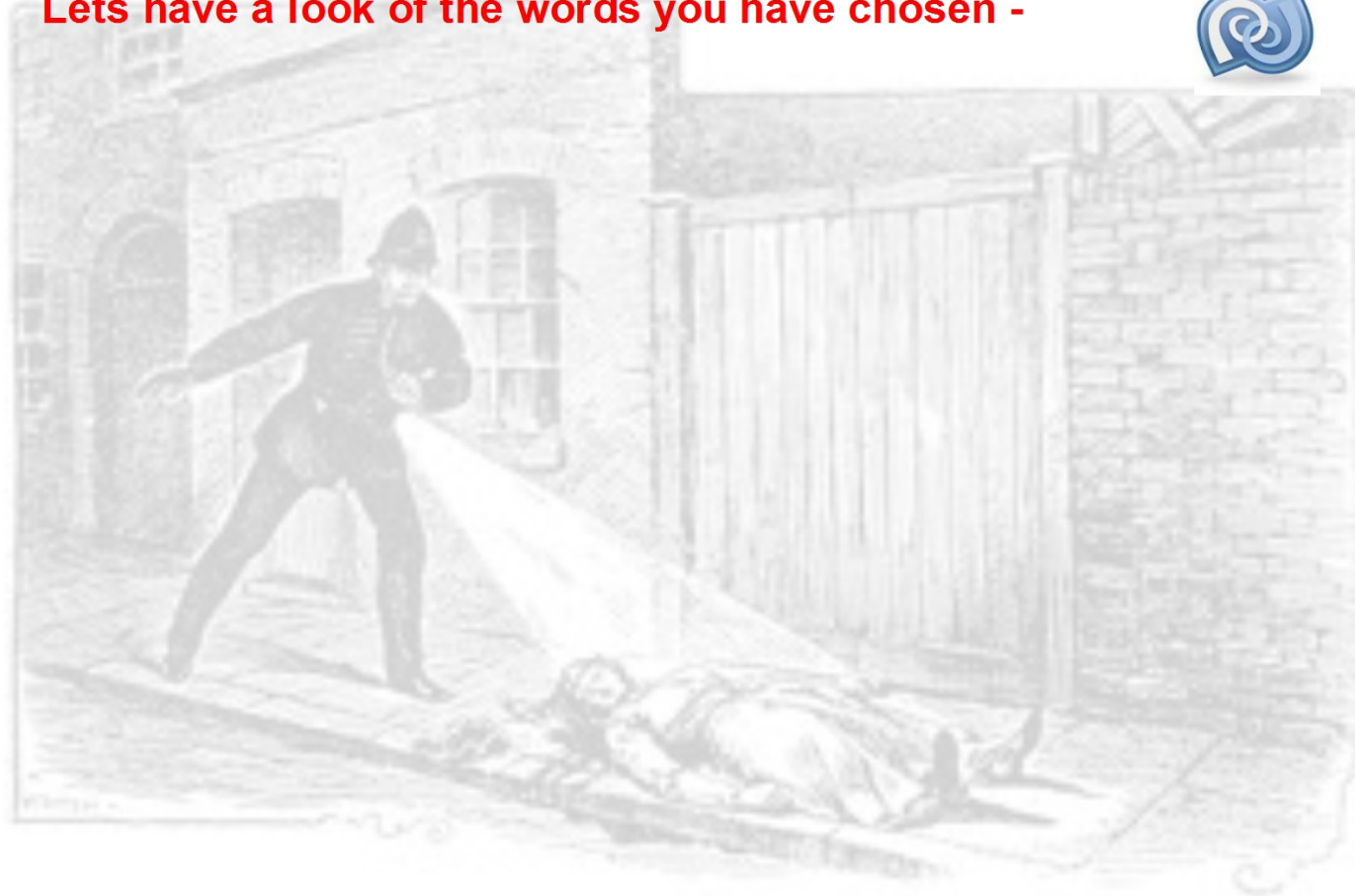


Discuss with a partner what impression Rep 2 has given you about the effectiveness of Policing in the Victorian Period.





Lets have a look of the words you have chosen -



Main



**Collect your second piece of sugar paper -
your group has 20 minutes to**

**Using the highlighter pens...
identify similarities and differences
between the two representations.**

REMEMBER




**Try to fill the sugar paper with your ideas,
evidence and analysis of the evidence.**



So are we looking at similar or different representations, what evidence have you identified to support your view?

Take 10 minutes to prepare a report using evidence from the representations to support your view.





What you need to do to achieve a level 3 (A) answer:

You need to analyse both sources.

Identify both similarities and differences in representation of the period.

Use precisely selected evidence to support your view.

Discuss using the evidence THE EXTENT (how far) the sources differ (if at all) in their representation of the period. This needs to be an EXPLICIT JUDGEMENT.

Time allowed: 30mins.

Word allowance - how much you can write in 30mins.



Draft answer.

Write a draft answer using all the work we have completed today.

Top Tips:

Write an outline first.

Next write a draft.

Turn your draft into notes.

Use these notes to complete a timed essay in 30mins.